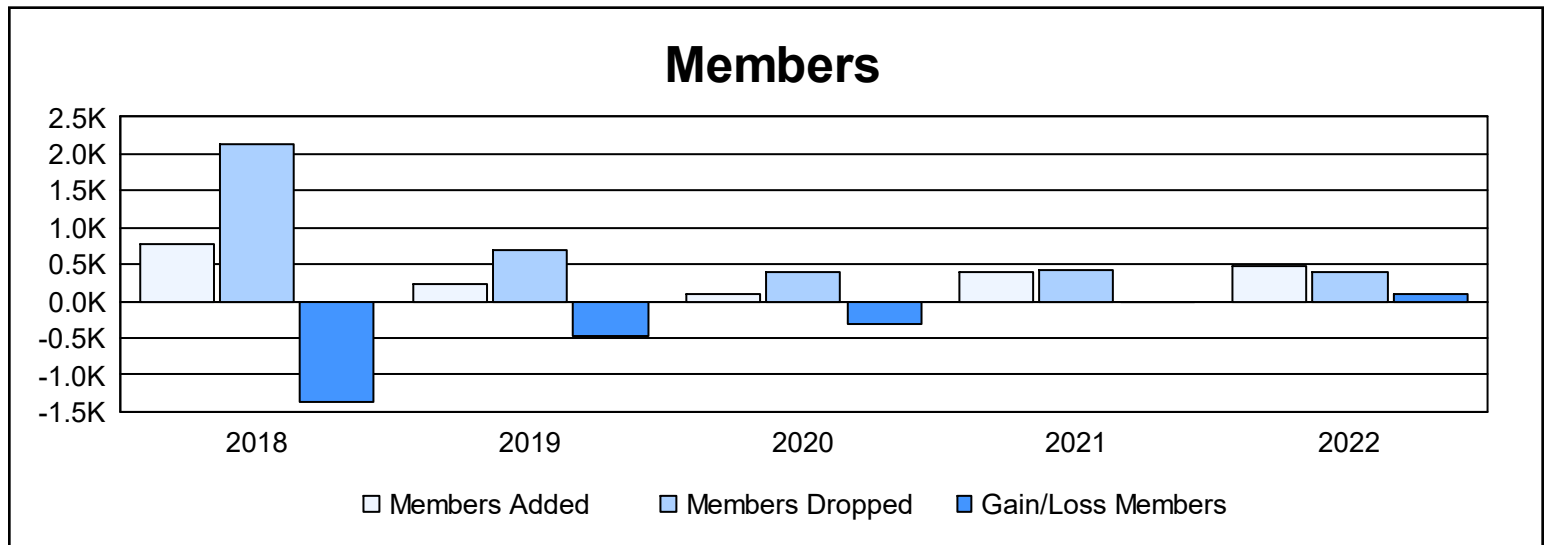
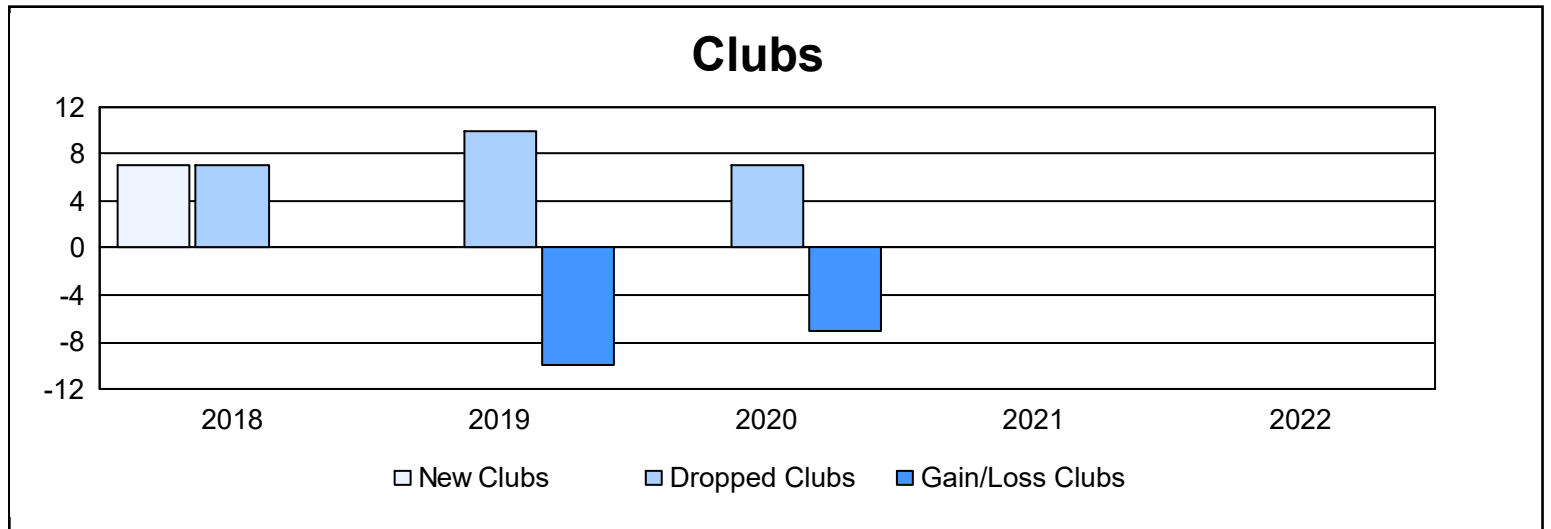
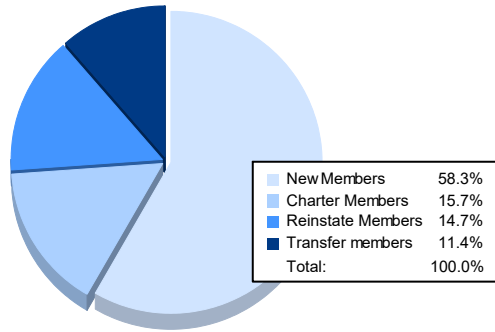


Year	New Clubs	Dropped Clubs	Gain/ Loss Clubs	New Members	Charter Members	Reinstate Members	Transfer Members	Total Member Added	Total Members Dropped	Gain/ Loss Members
2017-2018	7	7	0	309	326	118	24	777	2,143	-1,366
2018-2019	0	10	-10	114	61	36	18	229	694	-465
2019-2020	0	7	-7	0	45	49	3	97	405	-308
2020-2021	0	0	0	278	49	47	34	408	426	-18
2021-2022	0	0	0	282	76	71	55	484	387	97
<b>Average</b>	<b>1</b>	<b>5</b>	<b>-3</b>	<b>197</b>	<b>111</b>	<b>64</b>	<b>27</b>	<b>399</b>	<b>811</b>	<b>-412</b>



### Membership Composition June 2022 Cumulative



### Gender Composition June 2022 Cumulative

